Results of Operations of JSC "Almaty Electric Stations" for the 1st Quarter of 2026

Almaty, 2026

Review of Principal Production Indicators

Share of CHPP generation, actual data for the **1st quarter of 2026**

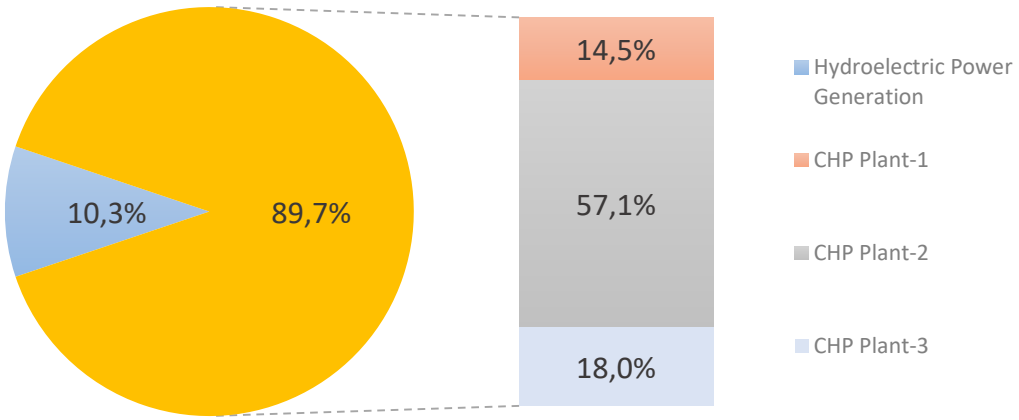

Share of CHPP generation, actual data for the **1st quarter of 2025**

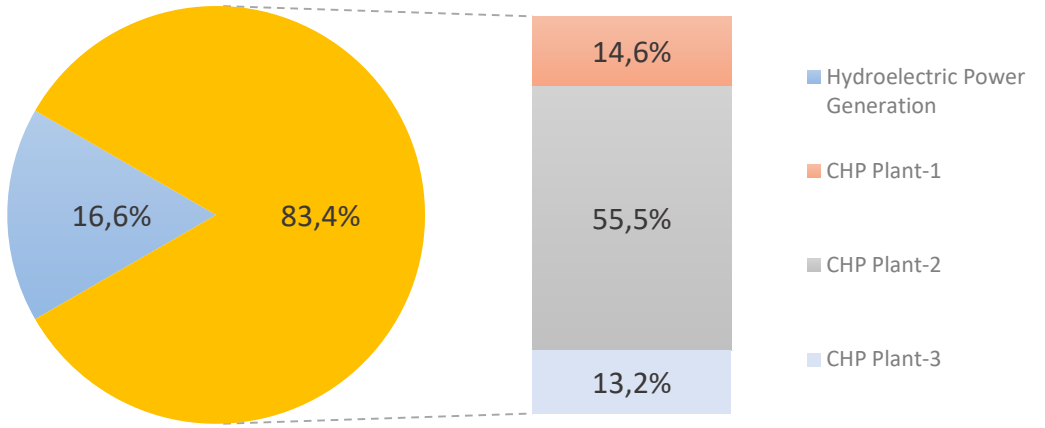

Generation of electrical energy JSC "AIES", (million kWh)

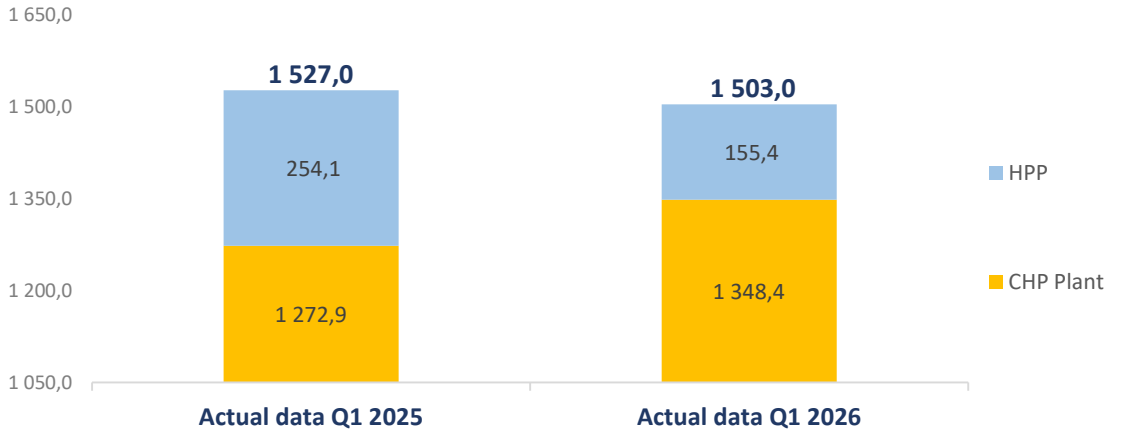

Generation of Electrical Energy by CHP Plants, (million kWh)

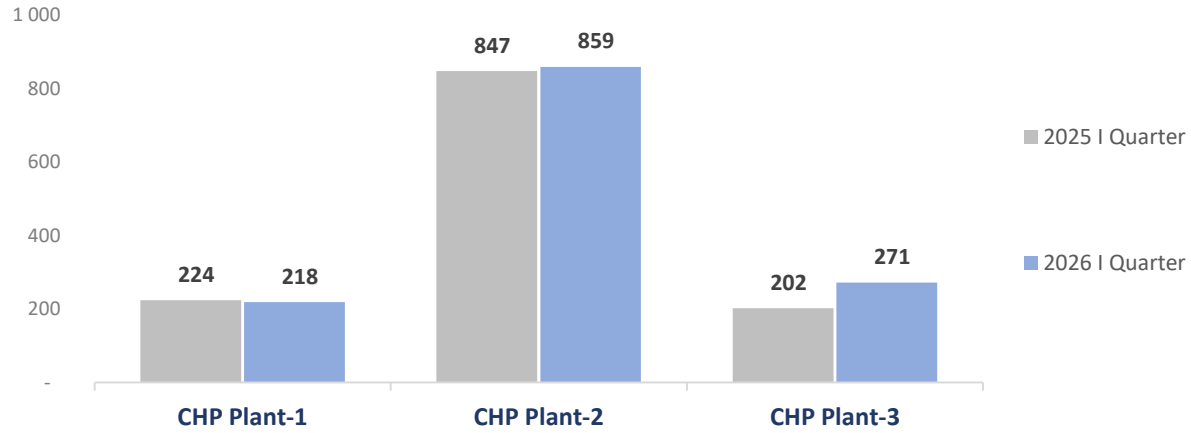

Comments:

Electricity generation for the 1st quarter of 2026 amounted to 1,503.8 million kWh, whereas in 2025 the figure was 1,527.0 million kWh, or 98% of performance.

The decrease in generation is primarily attributed to a reduction in the volume of electricity generation at Hydroelectric Power Plants (HPPs) (by 99 million kWh or by 39%), due to reduced inflow into the Kapshagai reservoir and BAL, as well as lateral inflows into the Bolshaya Almatinka River.

Meanwhile, at Thermal Power Plants (TPPs), there was an increase in generation by 76 million kWh or by 6%, mainly due to increased generation at CHPP-3 in connection with the conduct of maintenance work on the main and auxiliary equipment in 2025.

Material changes in the Profit and Loss Statement

In millions of Tenge	Actual for 1st Quarter 2025	Actual for 1st Quarter 2026	Deviation	%
Continuing Operations				
Revenue	43 200	44 271	1 071	2,5%
Cost of Sales	(31 719)	(38 456)	(6 737)	21,2%
Gross Profit	**11 481**	**5 815**	**(5 666)**	-49,3%
General and Administrative Expenses	(719)	(1 145)	(426)	59,2%
Profit/(Loss) from Operating Activities	**10 762**	**4 670**	**(6 092)**	-56,6%

In millions of Tenge	Actual for 1st Quarter 2025	Actual for 1st Quarter 2026	Deviation	%
Financing Income	94	133	39	41,6%
Financing Expenses	(969)	(2 170)	(1 201)	124,0%
Other Non-Operating Income/Expense	37	(10)	(47)	- 127,6%
Impairment Loss, Net	(8)	(649)	(641)	8492,1%
Foreign Exchange Difference, Net	10	(0,02)	(10)	-100,2%
Profit/(Loss) Before Income Tax	**9 927**	**1 974**	**(7 953)**	-80,1%
Income Tax Expense	(2 028)	(419)	1 610	-79,4%
Net Profit for the Period	**7 898**	**1 555**	**(6 343)**	-80,3%

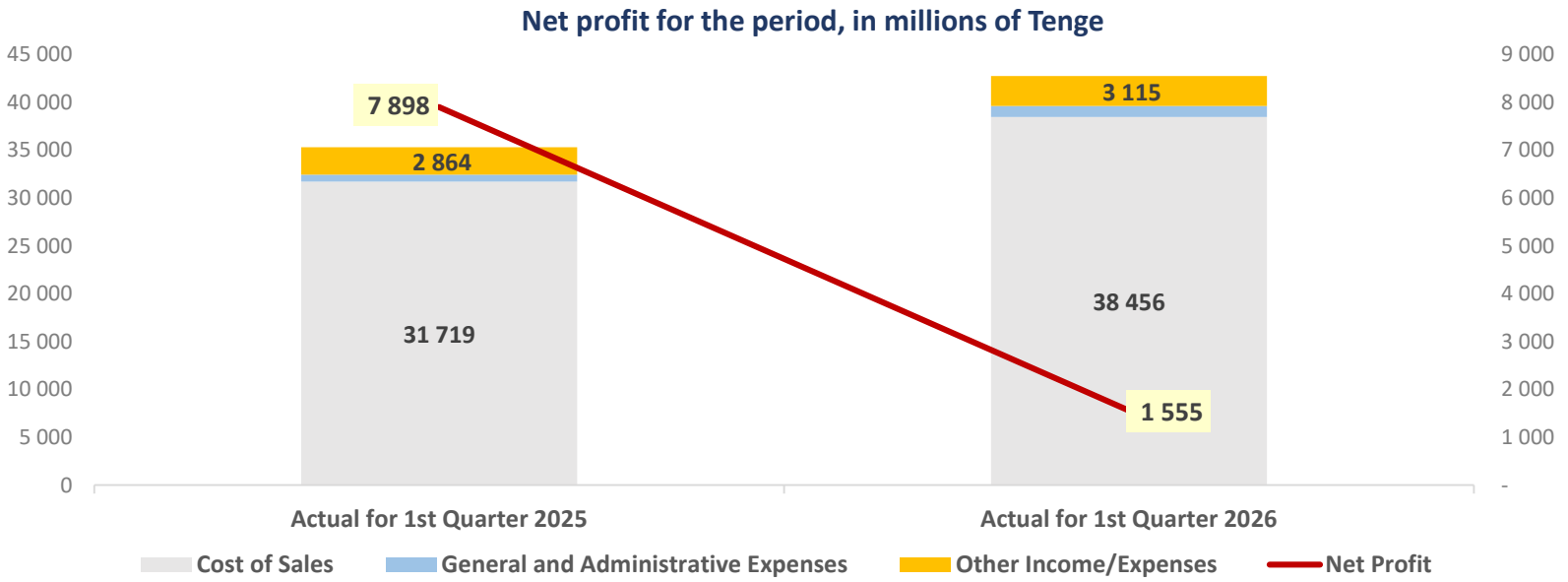

Comments:
Principal factors of revenue change are set forth on slide No. 4;
Changes in Cost of Sales, Operating and Administrative Expenses, and Operating Profit are set forth in detail on slide No. 5.

Analysis of Revenue Variance for the First Quarter of 2026 from Actuals of the Comparable Period

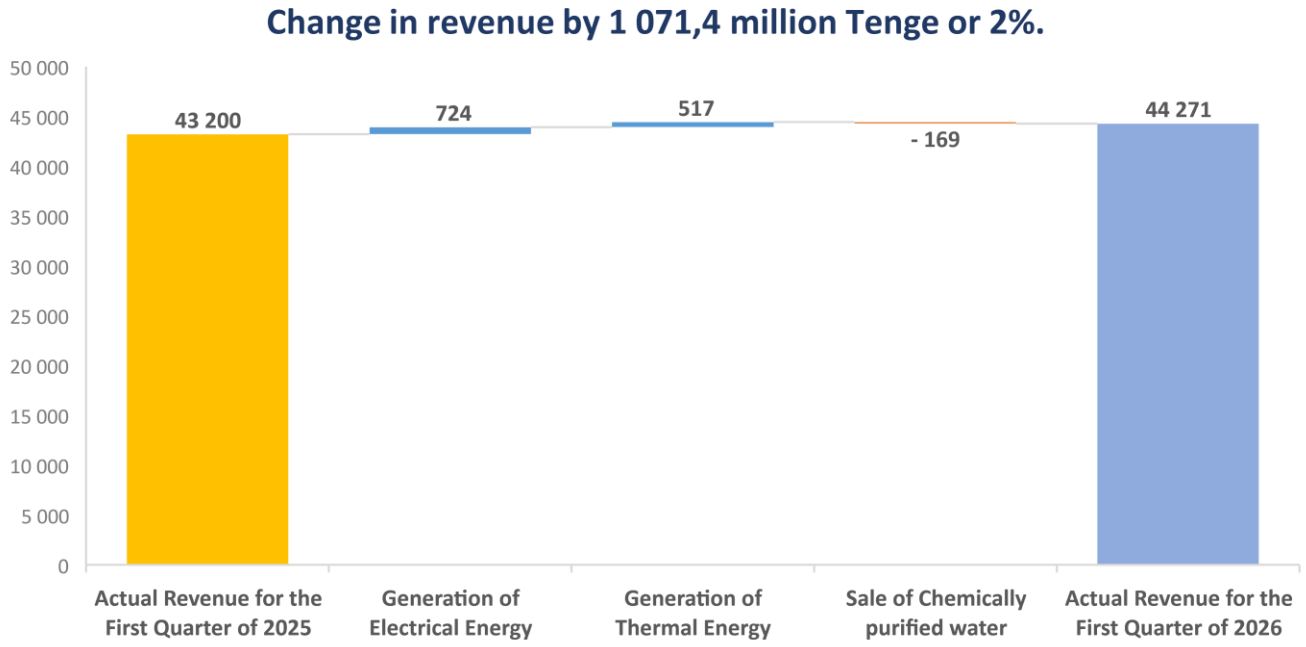

Generation of Electricity, in million Tenge			
(708)	Sales volumes of electrical energy	1 431,53	Tariffs for electrical energy
Generation of Thermal Energy, in million Tenge			
(328)	Sales volumes of thermal energy	844,46	Tariffs for thermal energy
Production of Chemical Substances, in million Tenge			
50,30	Sales volumes of cold water supply	8,58	Tariffs for cold water supply
Return of Unduly Received Income for the Fiscal Year 2025 concerning Chemical Substances			
(226)			
Other Income			
(2)			

Operating income, compared to the corresponding period of 2025, increased by 1,071.4 million Tenge, representing a 2% growth. Of this:

• Revenue from the sale of electrical energy increased by 2% or by 399.2 million Tenge, of which:

- 1,404.5 million Tenge – an increase in revenue due to a 6% tariff increase (2025 - 19.82 Tenge/kWh, actual - 20.93 Tenge/kWh).
- 1,005.3 million Tenge – a decrease in revenue due to a 4% reduction in the volume of electricity sold (2025 - 1,316.7 million kWh, actual 2026 - 1,265.9 million kWh).

• Revenue from the sale of electricity on the electricity balancing market was 122.3 million Tenge, whereas the actual for 2025 was 58.5 million Tenge. The deviation was 63.8 million Tenge or 109%, of which:

- 49.1 million Tenge – an increase in revenue due to an 84% increase in the volume of electricity sold (2025 - 3.4 million kWh, actual 2026 - 6.2 million kWh);
- 14.6 million Tenge – an increase in revenue due to a 14% tariff increase (2025 - 17.46 Tenge/kWh, actual - 19.83 Tenge/kWh).

• An increase in revenue from capacity maintenance services in the compared periods by 261.0 million Tenge, or by 9%:

- 249.6 million Tenge – an increase in revenue due to an 8.8% increase in capacity volume in 2026 (2025 - 810.3 MW/month, 2026 - 881.4 MW/month);
- 11.4 million Tenge – an increase in revenue due to an increase in the average tariff (2025 - 1,165.29 thousand Tenge/MW*month, 2026 - 1,170.00 thousand Tenge/MW*month);

• Revenue from the sale of thermal energy in 2026 increased by 516.7 million Tenge and amounted to 13,945.3 million Tenge, whereas in 2025 it was 13,428.6 million Tenge. Factors influencing the deviation:

- 844.5 million Tenge – an increase in revenue due to an increase in the supply tariff (tariff in 2025 was 5,393.17 Tenge/Gcal, in 2026 was 5,740.81 Tenge/Gcal).
- 327.8 million Tenge – a decrease in the volume of thermal energy sold (2025 - 2,489.9 thousand Gcal sold, 2026 - 2,429.1 thousand Gcal sold);

• Revenue from the sale of chemically purified water in 2026 decreased by 167.6 million Tenge (22%), including:

- 50.3 million Tenge – an increase in revenue due to an increase in the sold volume (2025 - 6,939.6 thousand tons sold, 2026 - 7,397.6 thousand tons sold);
- 8.6 million Tenge – an increase in revenue due to an increase in the supply tariff (tariff in 2025 was 109.85 Tenge/ton, in 2026 was 111.01 Tenge/ton).

• Furthermore, the reduction in revenue from chemically purified water was affected by the refund of income unreasonably received based on the results of 2025, in the amount of 226.5 million Tenge.

Analysis of operational efficiency

Cost of Sales Structure:

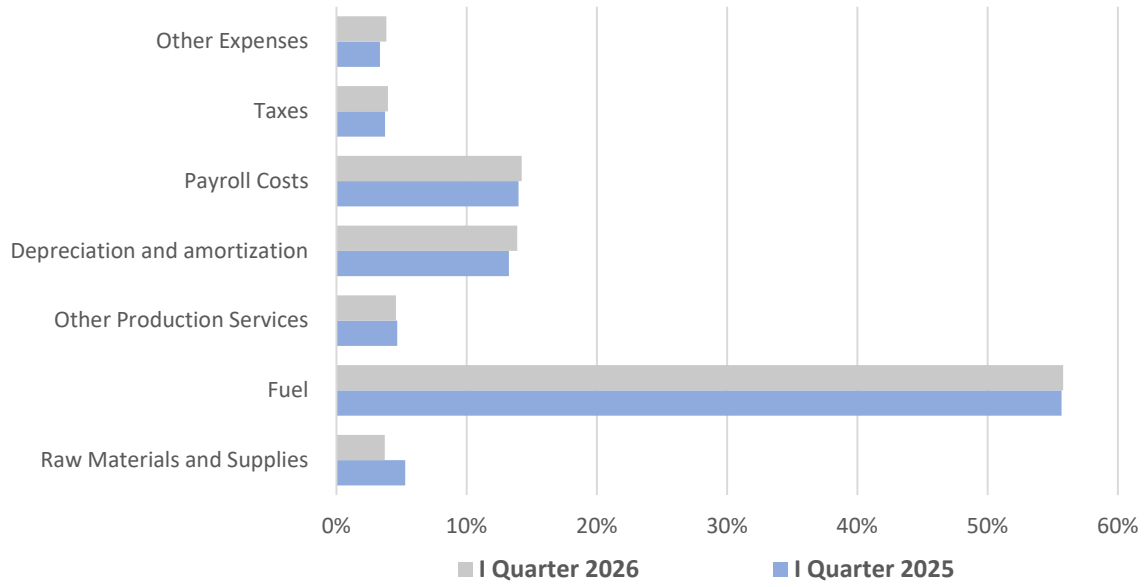

Key Factors of Change in Operating Profit:
1,071.4 million KZT – revenue growth
(6,737.3) million KZT - cost of sales growth, including:
- **(3,796.8 million KZT) Fuel:** due to the increase in prices of coal, gas, fuel oil, and transportation costs;
- **(1,377.7 million KZT) Payroll expenses and financial assistance:** impact of indexation in 2026;
- **(1,135.1 million KZT) Depreciation of Fixed Assets:** due to the increase in capital investments and changes in the decommissioning fund (changes in inflation and discount rates);
- **(275.0 million KZT) Other Services of a Production Nature:** increased cost due to the impact of inflationary changes;

(425.8 million KZT) Other Operating Expenses:
- **(296.4 million KZT) Other Expenses:** due to changes in the Collective Agreement, an increase in contributions to the Local Union "Energiya", as well as the accrual of VAT not eligible for deduction using the proportional method.
- **(106.8 million KZT) Payroll and financial aid:** related to salary indexation and an increase in the calculation basis for financial aid;
- **(19.2 million KZT) Depreciation of Fixed Assets –** related to the acquisition of fixed assets in 2025;
- **(10.0 million KZT) Fines -** Decision of the Specialized Inter-District Economic Court of Almaty City dated October 31, 2025, regarding the claim of Limited Liability Company "Airis Company" against Joint Stock Company "Almaty Electric Stations" for recovery of the debt amount.

Operating profit

